
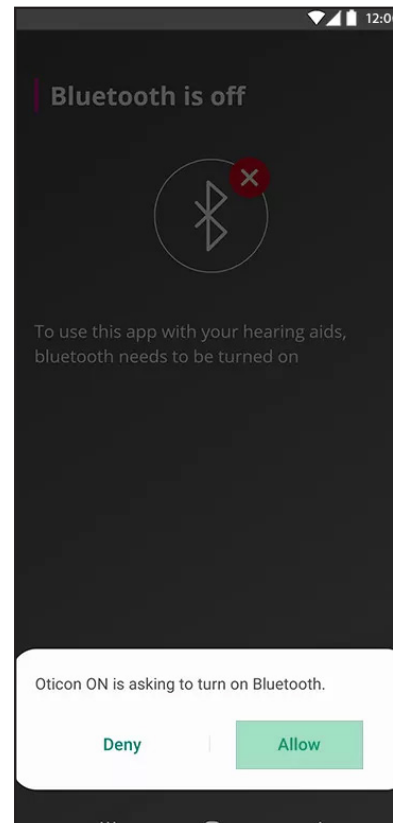


Pairing your hearing aids to your Android device

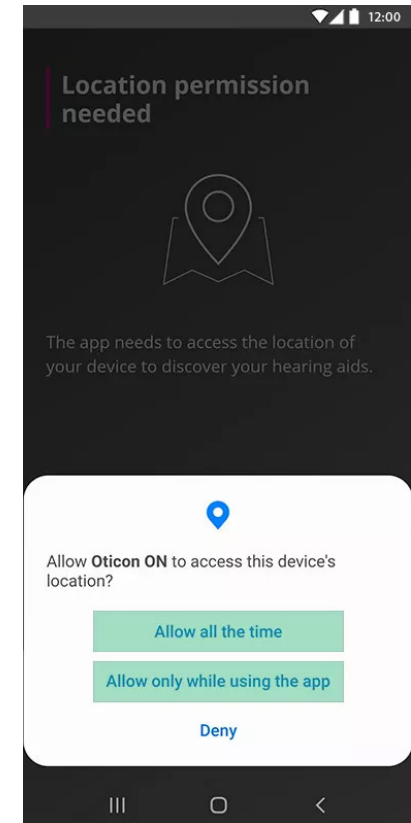
You can pair your Oticon Bluetooth hearing aids to your Android device through Oticon ON. After that, you'll be able to control your hearing aids from your phone's screen. You can stream sound directly from your device to your hearing aids using Oticon ConnectClip - more information on this device can be found on the Oticon website - www.oticon.co.uk



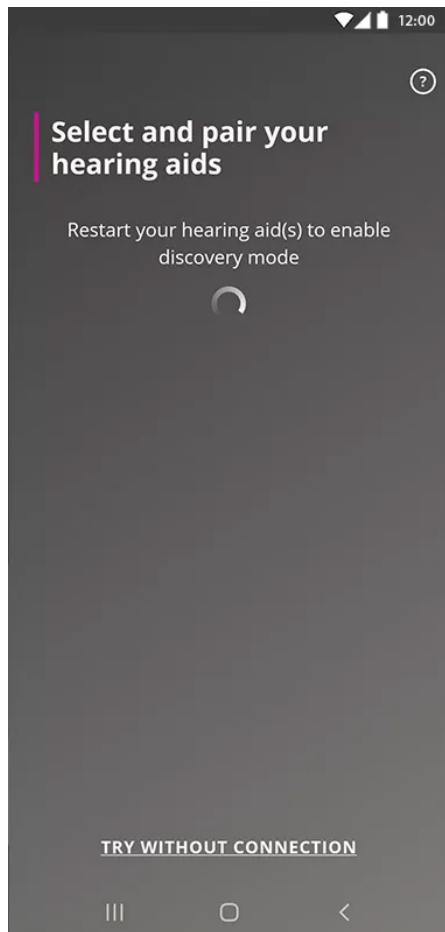
1. Download Oticon ON from from the Google Play™ Store, and open it on your device.



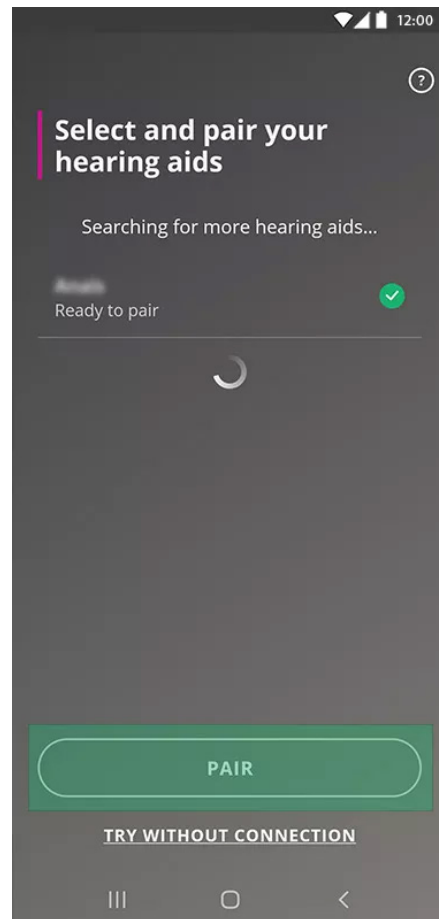
2. Make sure your phone is set to allow Bluetooth.



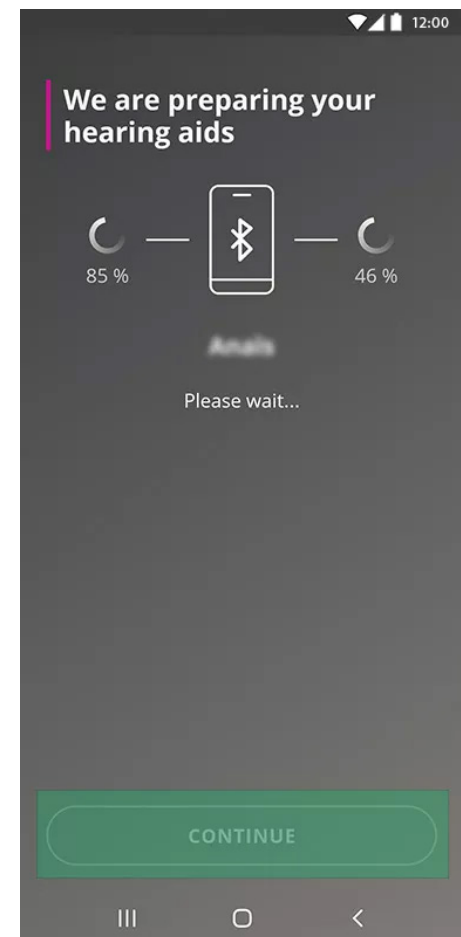
3. Give Oticon ON location permission (required for Bluetooth to function).



4. Restart the hearing aids and place them close to your phone. They will remain in pairing mode for about 3 minutes.



5. Once detected, the name of your hearing aids will appear on the screen; select PAIR.



6. Wait for Oticon ON to connect to your hearing aids. If requested, allow permissions for your device to pair with your hearing aids. Once hearing aids are connected, press CONTINUE.

Your hearing aids are now connected with your phone and you can begin controlling them from your phone's screen.