



How to administer

BUCCOLAMTM

MIDAZOLAM OROMUCOSAL SOLUTION



This information is only for patients or carers of patients who have been prescribed BUCCOLAM.

Takeda UK Limited acknowledge the input of ESNA (Epilepsy Specialist Nurse Association) in the production of this literature

Code: C-ANPROM/UK//1920

Date of Preparation: March 2019

Please read the Patient Information Leaflet before you use BUCCOLAM.

What is BUCCOLAM?

BUCCOLAM is a medicine that is used to treat prolonged, acute, convulsive seizures in patients from 3 months to less than 18 years of age.

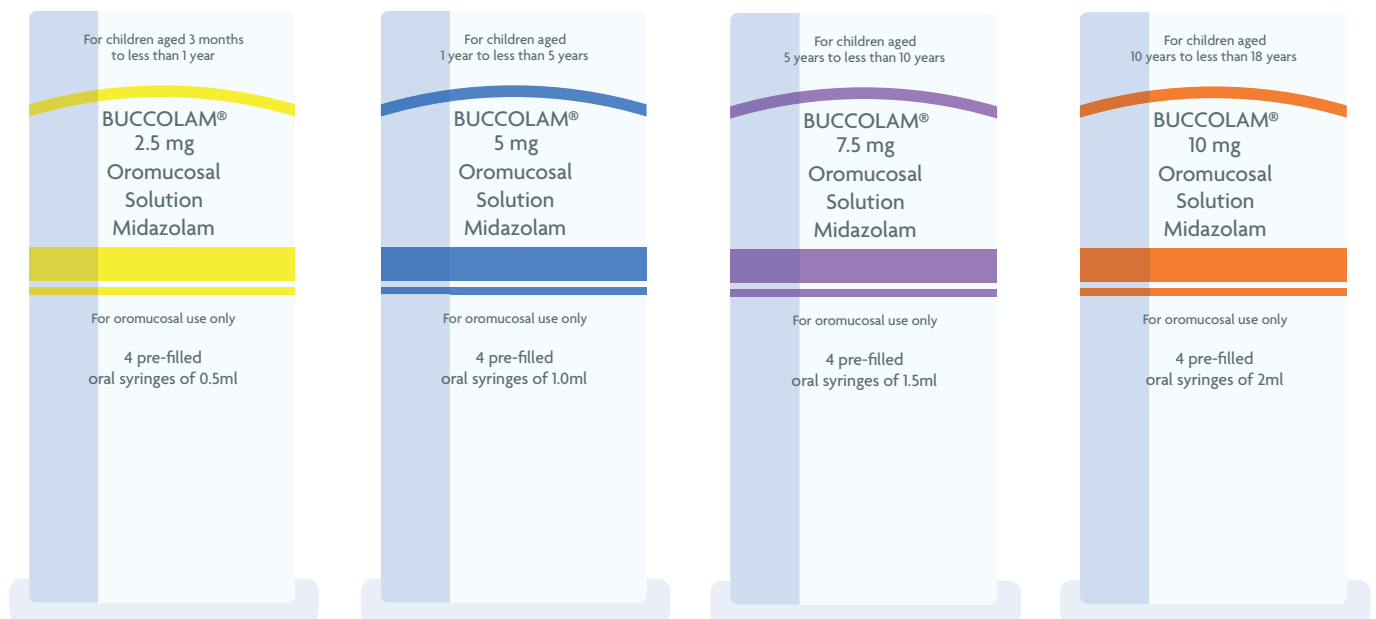
For infants aged 3-6 months, treatment should be in a hospital setting where monitoring is possible and resuscitation equipment is available.

Only give BUCCOLAM to the patient it has been prescribed for and exactly as the healthcare professional has told you. Please do not use for any other patient. It could harm them.

BUCCOLAM doses

BUCCOLAM is available in four colour-coded doses, which the healthcare professional has prescribed according to the age of the patient.

BUCCOLAM comes as a pre-filled, single use oral syringe.



STORING BUCCOLAM

Keep BUCCOLAM out of sight and reach of children. Do not refrigerate or freeze. Keep the syringe in the protective tube and do not use if the medicine has passed the expiry date shown on the carton, tube and syringe, or if the tubes containing the syringes are damaged.

Before administering BUCCOLAM:

- Ensure the patient is not in any physical danger, remove glasses and loosen tight clothing.
 - Support the patient's head with something soft, such as a cushion or your lap.
 - Follow the advice of your healthcare professional or follow the Patient Care Plan.
 - Check the medication expiry date.
 - Check the protective tube has not been opened or damaged, do not use if it has.
- IMPORTANT:** Please ensure the translucent tip is fully removed. If necessary, it must be manually removed BEFORE administration, to ensure it does not fall into the patient's mouth.

To administer BUCCOLAM correctly:



Call an ambulance immediately if:

- The seizure does not stop within 10 minutes of administering BUCCOLAM
- You cannot administer BUCCOLAM, or cannot give the full dose
- The patient's breathing slows down or stops
- The patient vomits and the seizure does not stop within 10 minutes of administering BUCCOLAM
- You observe signs of a heart attack such as chest pain or pain that spreads to the neck or left shoulder and down the left arm
- You give too much BUCCOLAM and there are signs of overdose (see patient information leaflet)

NEVER give another dose of BUCCOLAM:

- Even if seizure does not stop within 10 minutes
- If the patient vomits or salivates
- Unless stated on the Patient's Care Plan

Please read the patient information leaflet inside the box for additional signs indicating need for medical support.

This leaflet is developed by Takeda UK Limited for educational purposes and is provided for parents and patients who have been prescribed BUCCOLAM.

There is also a leaflet inside each pack of BUCCOLAM which you should read carefully as it contains more information about the product.

Reporting side effects

If you get any side effects, talk to your doctor, pharmacist or nurse. This includes any possible side effects not listed in the package leaflet. You can also report side effects directly via the Yellow Card Scheme at www.mhra.gov.uk/yellowcard or search for MHRA Yellow Card in the Google Play or Apple App Store. Adverse events should also be reported to Shire Pharmaceuticals Ltd at drugsafety@shire.com.

By reporting side effects you can help provide more information on the safety of this medicine.

Access the BUCCOLAM administration animation by visiting:
<https://vimeo.com/299456109>

Password: Buccolam0030

