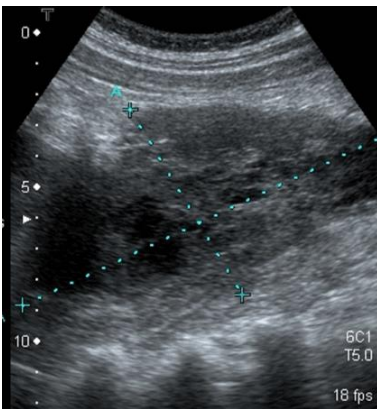




Having an ultrasound scan




An ultrasound shows the doctor what is happening inside your body.



You will have to come to the hospital.



The receptionist will ask for your name.





You can then sit in the waiting room.




The sonographer will call your name when it is your turn.



You might have to change into a hospital gown.



There will be a bed for you to lie on with a scanner beside it.





You need to lie on the bed.



When you are comfy, you will have some gel put on the body part they are looking at.

It might feel a bit cold.



They will use a probe that looks like this.



They put the probe on the body part that they are looking at.



You can go home when it is finished.



It will help the doctor make you feel better.

Please contact the Patient Support and Complaints Team if you require this leaflet in a different format, or would like to feedback your experience of the hospital.

Email ruh-tr.psct@nhs.net or telephone 01225 825656.

Date of publication: September 2023 | Ref: RUH EAZ/026
© Royal United Hospitals Bath NHS Foundation Trust

