












Tube Guide and Recommended Order of Draw*

BD Vacutainer®
BD Life Sciences - Preanalytical Systems

Cap Colour	Cat. No.	Tube Type	Determinations	
	442192 442265 442194	Blood Cultures	Aerobic followed by anaerobic - if insufficient blood for both culture bottles, use aerobic bottle only. BD BACTEC™ Plus Aerobic medium (442192, Blue Cap and bottle) BD BACTEC™ Lytic Anaerobic medium (442265, Purple Cap and bottle) BD BACTEC™ Peds Plus™ medium (442194, Silver cap, pink bottle)	
	Cat. No. 363095 Draw Volume 2.7ml	Sodium Citrate	Haematology: All coagulation requests including Thrombophilia	Mix 3-4 Times
	Cat. No. 366671 Draw Volume 5ml	ESR	ESR	Mix 8-10 Times
	Cat. No. 367895 Draw Volume 10ml	Serum	The 'azol' anti-fungal drugs and trials tube (2019)	Mix 5-6 Times
	Cat. No. 367954 / 367956 Draw Volume 5ml / 3.5ml	SST™ II Advance	Haematology: Infectious Mononeucleosis Immunology: All Immunology requests (except HLA typing & Cell Markers, CD4, CD8) Chemistry: All routine Biochemistry tests on serum (except glucose and HbA1c), Vit B12, Ferritin Microbiology: CMV, PCR, HIV viral load, Meningococcal PCR.	Mix 6 Times
	Cat. No. 367885 Draw Volume 6ml	Lithium Heparin	Galactose -1-PO4 Chromosomes Study CMV antigenemia	Mix 8-10 Times
	Cat. No. 367375 Draw Volume 4.5ml	PST™ II	A&E and ITU USE ONLY	Mix 8-10 Times
	Cat. No. 367839 Draw Volume 4ml	EDTA	Haematology: FBC, Platelets, Retics, Plasma Viscosity, Haemoglobinopathy, Malarial Parasites, HbA1c, Haemolysis Screen Chemistry: Ammonia, CarboxyHb, Lead, Porphyrin, Red Cell Transferrin, Cyclosporin Microbiology: CMV PCR, HIV viral load, Meningococcal PCR. Immunology: HLA Typing, Cell Markers, CD4/CD8.	Mix 8-10 Times
	Cat. No. 367941 Draw Volume 6ml	EDTA Blood Transfusion	Group & Screen, Crossmatch, Antenatal blood group, DAT/DCT, Kleihauer/Fetal Cell Count	Mix 8-10 Times
	Cat. No. 368381 Draw Volume 6ml	Trace Elements	Trace Elements	Mix 8-10 Times
	Cat. No. 368920 Draw Volume 2ml	Fluoride Oxalate	Glucose, Alcohol, Lactate	Mix 8-10 Times

Determinations and Special Instructions contained within this guide have been provided by the named institute and are not BD recommendations or instructions for the BD products described. Please consult your organisation's guidelines or contact BD should you have any questions.

*Clinical and Laboratory Standards Institute (CLSI) Guidelines GP41-Ed7 (formerly H3-A6, 6th Edition)

0118 921 6000
1030 Eskdale Rd, Winnersh, Wokingham RG41, UK

bd.com/en-uk

©2019 BD, BD, the BD Logo and all other trademarks are property of Becton, Dickinson and Company.
WEU227.1 March 2019

IMPORTANT MIXING GUIDELINES

All BD Vacutainer® tubes require immediate mixing following collection. Insufficient mixing can result in inaccurate test results and the need to re-draw. Correct mixing technique is to gently invert (180° and back) each tube the recommended number of times shown on the right hand side of the table.



Royal United Hospitals Bath
NHS Foundation Trust

